

ID-Nr. 40559-047
Model IO90.195.120.065.WDEL



Safety storage cabinet for lithium-ion batteries

ION-ULTRA-90

Model IO90.195.120.065.WDEL, body colour anthracite grey (RAL 7016), with wing doors in gentian blue (RAL 5010)

Function / construction:

- **Robust construction and longevity:** robust, high-quality, scratch-resistant outer body with powder-coated textured surface
- **Effortless use:** one-hand operation for double-door cabinets (AGT)
- **Easy handling with comfort:** Doors stop for safe and convenient operation and close automatically after 10 seconds
- **User-friendly and safe:** door open arrest system (standard), convenient and safe removal or storage of containers
- **Always closed:** serial automatic door closing (TSA) releases arrested doors after approx. 60 seconds; acoustic and visual signal before closing
- **No unauthorised use:** doors lockable with cylinder locking (integration in an existing locking system possible) and locking state indicator (red/green). Permanent locking of the doors by automatic 3-point locking.
- **Integrated transport base:** In the event of an emergency, immediate evacuation and transport of the cabinet to a safe place outdoors.
- **Easy alignment:** adjusting aids to compensate for uneven floor
- Smoke detector and two temperature sensors for fire detection and forwarding the alarm to the building management system.
- Ventilation integrated in the head section to prevent heat build-up during battery charging
- **All-around protection:** 90 minute fire protection from outside to inside (type 90 / type tested in accordance with EN 14470-1) and for more than 90 minutes fire resistance for fires from inside to outside
- LED display with visual and audible alarm for a quick indication of emergencies without opening the cabinet doors.

Dimensions	
Width (external)	1193.00 mm
Depth (external)	650.00 mm
Height (external)	1953.00 mm
Width (internal)	1050.00 mm
Depth (internal)	545.00 mm
Height (internal)	1633.00 mm

Weight / Load	
Net weight configuration	586.00 kg
Distributed load	584.22 kg/m²
Maximum load	600 kg

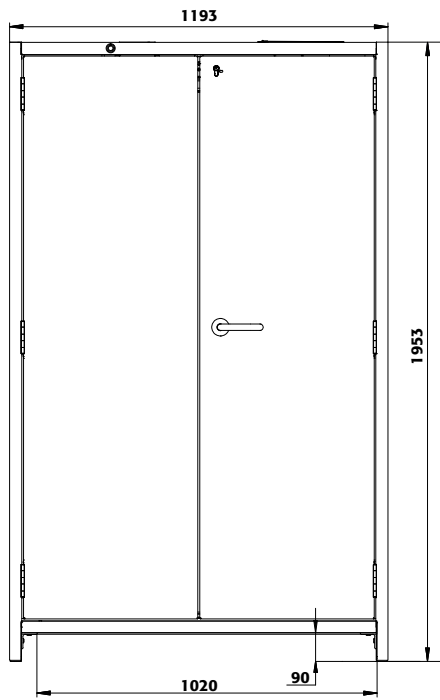
Electrotechnology	
Frequency	50/60 Hz
Nominal voltage	230 V
Power consumption in operation	30 W

Outlet strips (Charging power)	
Fuse (1-phase)	16 A
Power max. (1-phase)	3,68 kW
Fuse (3-phase)	3 x 16 A
Power max. (3-phase)	11,04 kW

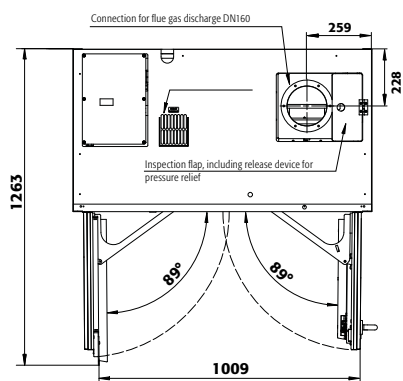
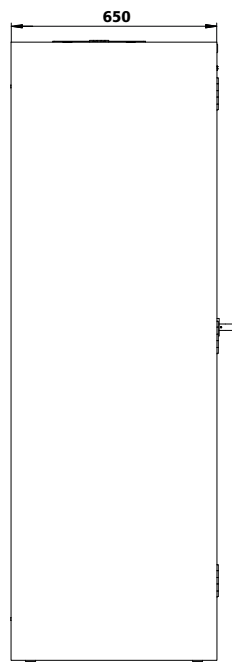
Colouring / Surface finish	
Body colour code	RAL 7016
Body colour	anthracite grey
Body surface finish	textured
Door / Drawer colour code	RAL 5010
Door / Drawer colour	gentian blue
Door / Drawer surface finish	textured

General Information	
Number of doors	2
Door opening angle	89.50°
Depth with open doors	1229.00 mm
Entry width transport base	1120 mm
Entry height transport base	90 mm
Customs tariff number	94032080

Front view



Side view





WolfLabs

Pricing on any accessories shown can be found by keying the part number into the search box on our website.

The specifications listed in this brochure are subject to change by the manufacturer and therefore cannot be guaranteed to be correct. If there are aspects of the specification that must be guaranteed, please provide these to our sales team so that details can be confirmed.

www.wolflabs.co.uk

Tel : 01759 301142

Fax : 01759 301143

sales@wolflabs.co.uk

Please contact us if this literature doesn't answer all your questions.